

Presentation of the
**Ethics Commission Report on
Public Campaign Financing Program
for the November 3, 2020 Election**

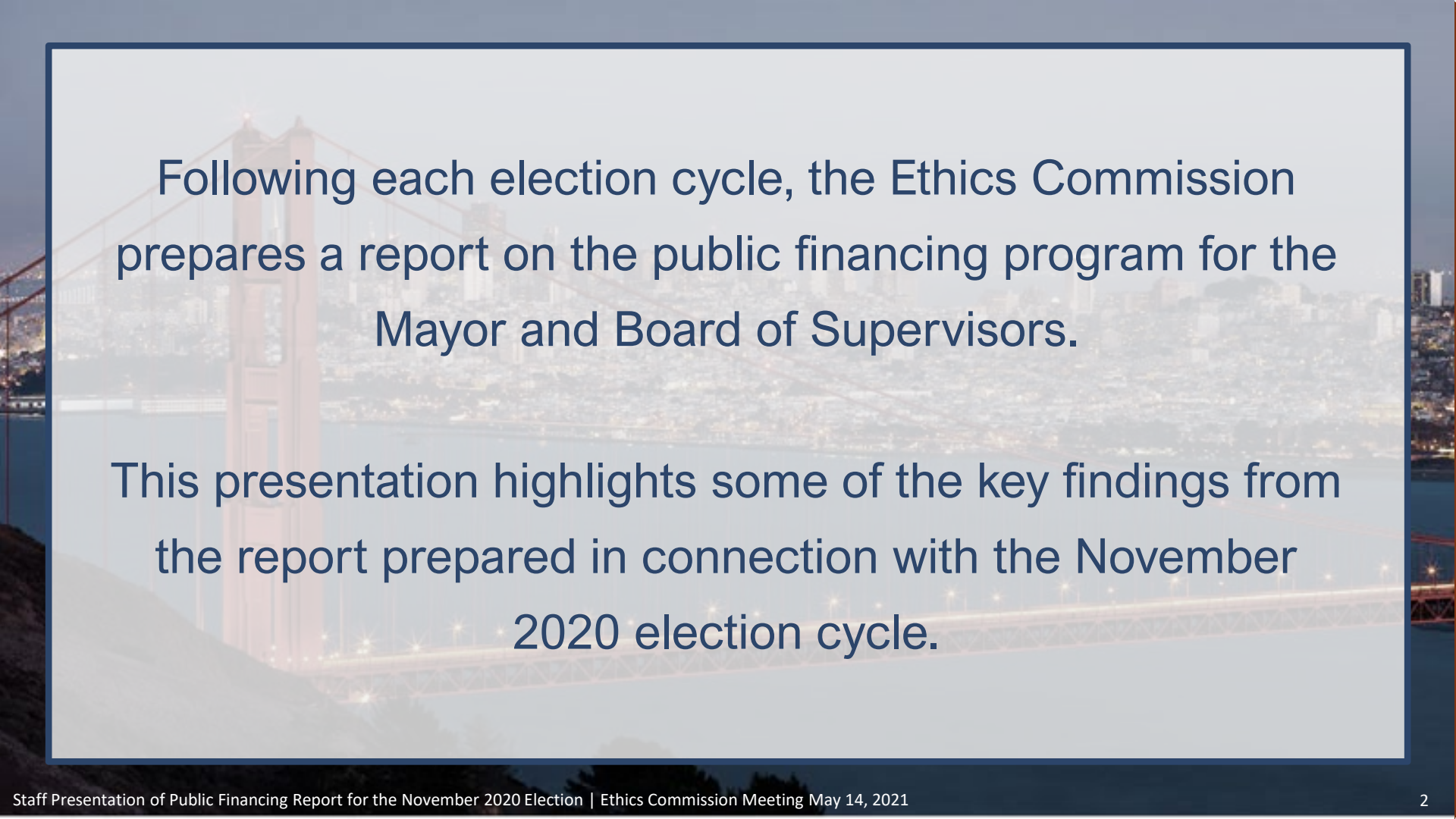
May 14, 2021

Public service that builds public trust.



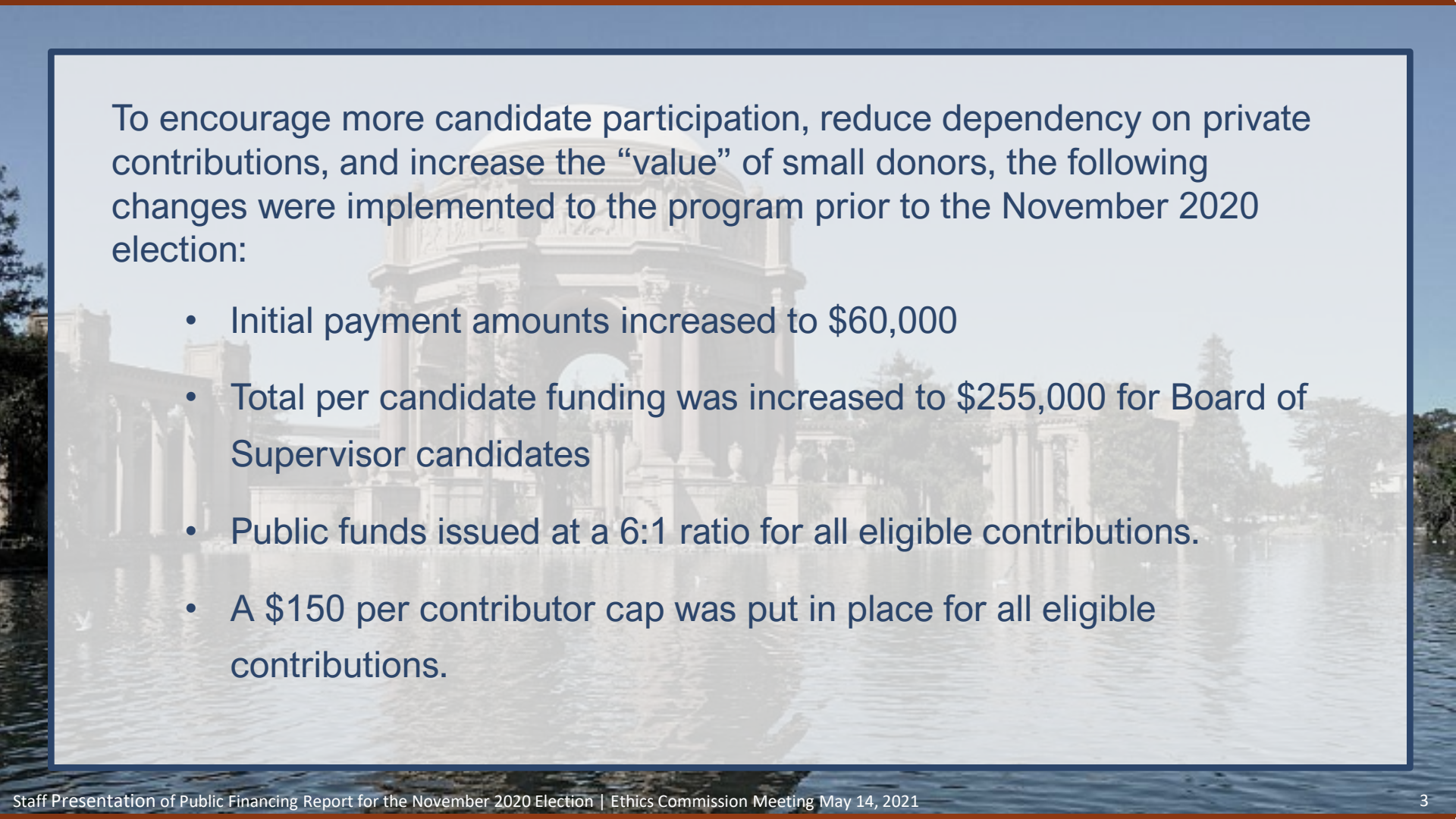
City & County of San Francisco
Ethics Commission

SFETHICS.ORG



Following each election cycle, the Ethics Commission prepares a report on the public financing program for the Mayor and Board of Supervisors.

This presentation highlights some of the key findings from the report prepared in connection with the November 2020 election cycle.



To encourage more candidate participation, reduce dependency on private contributions, and increase the “value” of small donors, the following changes were implemented to the program prior to the November 2020 election:

- Initial payment amounts increased to \$60,000
- Total per candidate funding was increased to \$255,000 for Board of Supervisor candidates
- Public funds issued at a 6:1 ratio for all eligible contributions.
- A \$150 per contributor cap was put in place for all eligible contributions.

The November 2020 Election saw the highest rate of participation since program inception – 62% of candidates appearing on ballot.

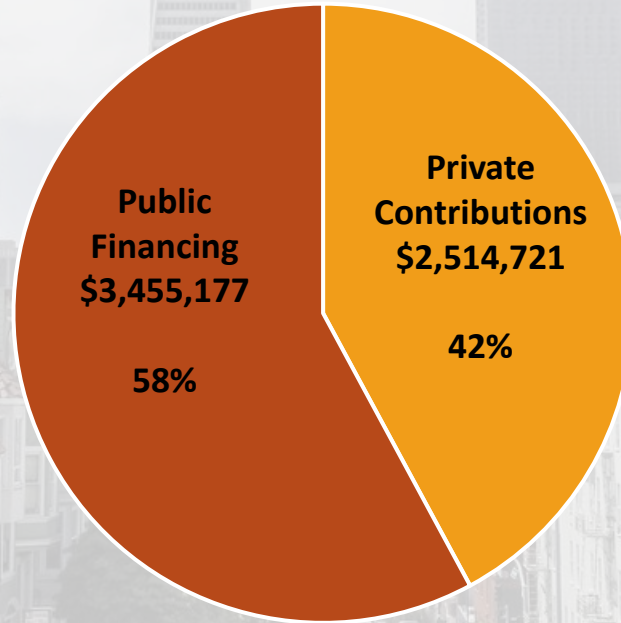
Previous high was 48% in 2010

Supervisor Election Race	Candidates Qualified to Appear on Ballot	Candidates Certified as Eligible for Public Financing	Percent
District 1	7	4	57%
District 3*	4	2	50%
District 5*	4	2	50%
District 7	7	6	86%
District 9**	1	0	0%
District 11*	3	2	67%
Total	26	16	62%

*Denotes election with incumbent candidate

**Denotes uncontested incumbent

In 2020, public funds represented 58% of all funds received by candidates. This marks the first-time public funds disbursed to candidates exceeded private contributions raised by candidates.



Average total distribution was \$215,949 per candidate; this exceeds the previous high* of \$126,858 in 2016.

The total amount of public funds disbursed was \$3,455,177; this exceeds the previous high of \$1,522,296 in 2016.

	Per Candidate Average	Total
Public Funds Disbursed	\$215,949	\$3,455,177

* for a Board of Supervisor general election, excluding special elections

Candidate spending totaled of \$5,428,682. Public funds disbursed, \$3,455,084, represents 64% of the expenditures made by candidates.

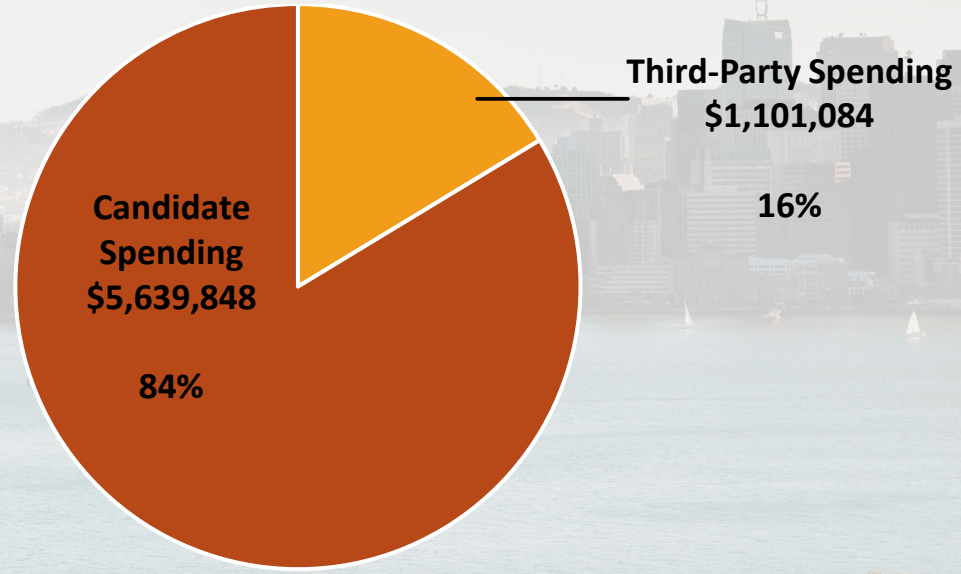
This is the first-time public financing eclipsed 50% of candidate spending and exceeds the previous high of 41%, observed in 2010 and 2012.

Total Candidate Expenditures
\$5,428,682

Public Funds Disbursed to Candidates
\$3,455,084

While third party spending was down in 2020, the third lowest level since program inception, all six Supervisorial races were impacted.

Candidate spending still exceeded third-party spending by more than 5:1



The background of the slide is a photograph of the San Francisco State Capitol building, a large, ornate, light-colored stone structure with a prominent central dome topped by a golden spire. The building is set against a clear blue sky. The text is overlaid on this image.

This post-election reporting is primarily descriptive in nature and is intended to increase transparency and understanding in how public funds are used.

While some observations could be made, future analysis will be necessary to fully assess the impact of changes made to the program